



Linco L4RF | General Information

Linco's fastest electric chainwinder is the L4RF. Installation is made simple due to the fitted three pin plug and multi fit mounting brackets. When installing the chainwinder the chain will need to be extended to connect to the sash. Until now this has been very difficult to achieve as previous units needed to be hardwired before they could be operated. The three pin plug allows the units to be operated by means of any 240v supply with the appropriate outlet or lead. Once the chainwinder is installed to the sash the electrician can either supply a GPO for each motor or remove the plugs and hardwire them to conceal the wiring in a wall cavity.

Frequency remote control eliminates the need for cumbersome transformers and complex wiring, adding the option of mounting in the factory before delivery to site. With a range of thirty (30) metres the RF control will allow the windows to be operated from almost any position in a room or hall.

Suitable for awning windows with an area approaching one square metre the slimline design of the casing will not detract from any environment it is installed in. Based on the other ever reliable Linco chainwinders this new edition is sure to give years of simple and easy operation.

Linco L4RF | Features

- Distinctive grooved casing with multi-fit mounting brackets
- Stainless steel double link chain for strength and durability
- Simple installation, just plug it into a GPO
- Quiet and smooth motor operation
- For use on all window frame types
- Minimum window width of 600mm
- Hand held remote transmitter only
- 1000mm of cable for easy connection
- Inbuilt transformer
- Stroke length of 300mm
- Electronic overload cut off and limit switch




Phone:
(07) 3265 5771

Fax:
(07) 3265 5662

Web:
www.uniquewindowsservices.com

Linco L4RF | Specifications

VOLTAGE	240v AC
LOAD CAPACITY - PUSH/PULL	250N/250N
LOCK FORCE	600N
CURRENT UNDER LOAD	0.2A max.
STROKE LENGTH	300mm
STROKE SPEED AT FULL LOAD	12mm/sec
OPERATING TEMPERATURE RANGE	-15°C to 75°C
LIMIT SWITCH	Factory Set
IP GRADE	IP32
ELECTRIC OVERLOAD CUT OFF	Built In



Linco L4RF | Specification Text

The automated windows are to be fitted with the LINCO L4RF 240 volt electric chain winders.

Each actuator is to have a one piece extruded aluminium housing with stainless steel mounting brackets to connect to the window frames and sashes. Actuators are to have a double link stainless steel chain and be capable of achieving 10,000 double strokes with a driving force of 600N and a speed of 12mm per second. Each zone can be controlled with the use of one, hand held transmitter and can be pre programmed before installation.

All associated cabling ,ducting and connections are to be concealed where possible and are to be carried out by the electrical contractor.

The actuators are available from Unique Window Services, (07) 3265-5771.

UNIQUE
WINDOW SERVICES

Phone:
(07) 3265 5771

Fax:
(07) 3265 5662

Web:
www.uniquewindowsservices.com